



City of LAKE WORTH BEACH  
**Public  
Works**™



## Residential Solid Waste & Recycling Collection Guidelines



## Table of Contents

Solid Waste & Recycling Division Contact Info .....	1
Recycle Coach App .....	2
Holiday Collection Schedule .....	2
Zone 1 Map & Schedule .....	3
Zone 2 Map & Schedule .....	4
Zone 3 Map & Schedule .....	5
Zone 4 Map & Schedule .....	6
Garbage Collection .....	7
Yard Waste Collection .....	8
Bulk Collection .....	9
Recycling Collection .....	11
Cardboard & Paper Drop Off Locations .....	13
Recycling Caddy .....	13
Non-Compliance Violations .....	14
Roll-Off Service .....	15
Alley Maintenance .....	15
Home Chemical Disposal .....	16
Hurricane Preparedness .....	17
Frequently Asked Questions .....	20
Our Hard-Working Team in Action .....	21
Solid Waste & Recycling Division Stats .....	22
Important City Phone Numbers .....	23

## Solid Waste & Recycling Division Contact Info

**Customer Service Line: 561-533-7344**

**Email: [solidwasteinfo@lakeworthbeachfl.gov](mailto:solidwasteinfo@lakeworthbeachfl.gov)**

**Website: [lakeworthbeachfl.gov](http://lakeworthbeachfl.gov)**

1880 2nd Ave N  
Lake Worth Beach, FL 33461  
Office Hours: 7:30 A.M. to 4 P.M.

## Your Service Schedule is Available on Your Phone!



Download our free Recycle Coach app to your phone or tablet to view your solid waste and recycling collection schedule. Be sure to set it up to receive alerts, so you can receive collection schedule reminders and important messages regarding our services. You can also use the app to request replacement containers and report service issues.

*Did you know... When we experience a service issue or want to provide the community with important service information, we send alerts through Recycle Coach and post information on the City Facebook, Instagram, and Nextdoor pages?*

### Holiday Collection Schedule

There is no solid waste and recycling service on the following holidays:

- Thanksgiving Day
- Christmas Day

If your service falls on one of these holidays, your service will resume on the next regularly scheduled collection day. Collections missed due to these holidays will **not** be rescheduled.

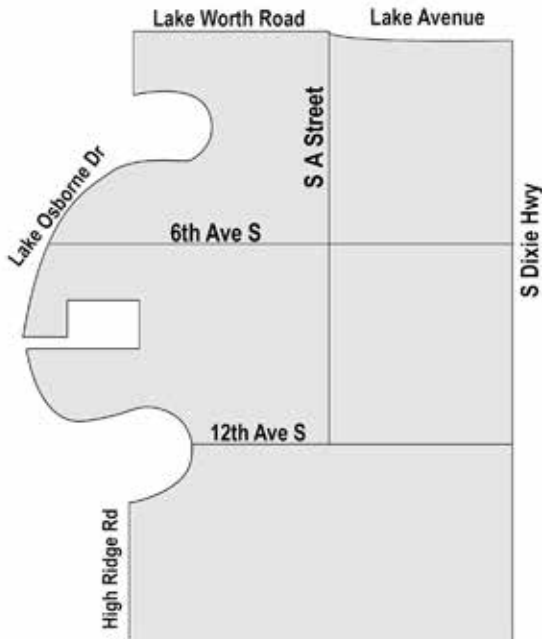


**All other holidays have regular collection service.**



## Zone 1

Map & Schedule



**Garbage Collection Days:**  
Tuesday & Friday

**Yard Waste Collection Days:**  
Every Monday **EXCEPT** the 3<sup>rd</sup> Monday  
of the month

**Bulk Collection Day:**  
3<sup>rd</sup> Monday of each month

**Recycling Collection Day:**  
Monday

### Neighborhoods:

- Lake Osborne
- Whispering Pines
- Royal Poinciana



## Zone 2

### Map & Schedule



Garbage Collection Days:  
Tuesday & Friday

Yard Waste Collection Days:  
Every Thursday **EXCEPT** the 3<sup>rd</sup> Thursday  
of the month

Bulk Collection Day:  
3<sup>rd</sup> Thursday of each month

Recycling Collection Day:  
Thursday

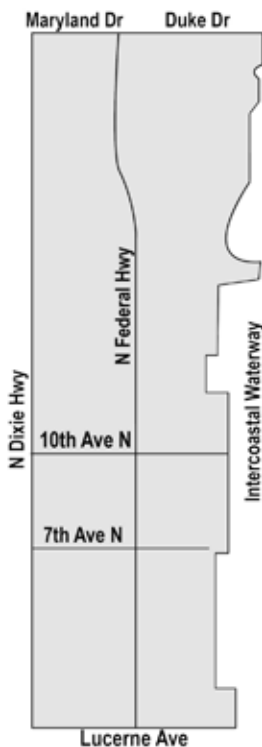
### Neighborhoods:

- Lake Cove
- Sunset Ridge
- Tropical Ridge
- Vernon Heights
- Waterville



## Zone 3

### Map & Schedule



Garbage Collection Days:  
Monday & Thursday

Yard Waste Collection Days:  
Every Friday **EXCEPT** the 3<sup>rd</sup> Friday of the month

Bulk Collection Day:  
3<sup>rd</sup> Friday of each month

Recycling Collection Day:  
Friday

### Neighborhoods:

- College Park
- Eden Place
- Mango Groves
- Parrot Cove



## Zone 4

Map & Schedule



Garbage Collection Days:  
Monday & Thursday

Yard Waste Collection Days:  
Every Tuesday **EXCEPT** the 3<sup>rd</sup> Tuesday of the month

Bulk Collection Day:  
3<sup>rd</sup> Tuesday of each month

Recycling Collection Day:  
Tuesday

### Neighborhoods:

- Bryant Park
- Downtown Jewel
- Pineapple Beach
- South Palm Park



## Garbage Collection

- Household garbage is collected 2 times per week.
- Residents must use the black garbage cart provided by the City.
- The lid must be closed on the cart and the opening must face the street with the wheels at the curb.
- Place cart at the curb the night prior to scheduled collection.
- Cart should be placed at the curb with a 3 feet clear zone on all sides (away from parked cars, walls, mailboxes, fences, landscaping, etc.).
- Bags placed next to the cart will not be collected.
- Remove cart from curb by 6 P.M. and store out of view from any public road.



Perfect!



Over-filled with bags on the ground.

*Did you know... The garbage collected from our City is taken to a Renewable Energy Facility that turns the garbage into electricity?*

See pages 3 – 6 for your service schedule.



## Yard Waste Collection

Yard Waste refers to debris from routine residential yard maintenance only. **Debris from land clearing or tree removal is not eligible to be collected at the curb.** On the scheduled service day, each residential property can place out their dark green cart, in addition to a maximum of one (1) 4 cubic yard pile of yard waste for collection.

### Collection Guidelines

- Cut tree limbs, branches, logs and palm fronds into pieces that are no more than 4 feet in length or 50 lbs in weight (4/50 Rule).
- Make sure pile is neat and no larger than 4 cubic yards (the size of 2 refrigerators).
- Place loose yard waste like grass, leaves, tree and hedge trimmings, pine needles, and coconuts in bags or in the dark green cart provided by the City.
- Do not place rocks, dirt, or anything other than yard waste in the cart.
- Mangos and other fruit should go in the black cart as they are considered food waste.
- Cart must be placed at the curb with a 3 feet clear zone on all sides (away from parked cars, walls, mailboxes, fences, landscaping, etc.).
- The lid must be closed on the cart and the opening must face the street with the wheels at the curb.
- Do not place pile on top of water meters, under low branches or utility wires, or within 5 feet of mailboxes, parked cars, poles, or other obstacles.

**Do not place bulk out on scheduled yard waste day. A Notice of Violation will be issued and fines will apply.**



**Yes!**



**No!**

**Did you know... If your yard waste or garbage cart is placed backwards at the curb, it may not get fully emptied and the lid could be damaged during collection?**

**See pages 3 – 6 for your service schedule.**

## Bulk Collection

Bulk Waste is collected once per month on a scheduled day. Place up to 4 cubic yards of bulk items at the curb, making sure that nothing is stacked on top of water meters, under low branches or utility wires, or within 5 feet of mailboxes, parked cars, poles, or other obstacles.

### Acceptable materials include:

- Furniture
- Mattresses
- Appliances
- Box Springs
- Other large items that do not fit in garbage cart

### Unacceptable materials include:

- Vegetation/yard waste of any kind
- Rocks and dirt
- Wood
- Glass
- Metal
- Car Parts
- Construction Debris including roofing materials, cabinets, doors, drywall, fencing, concrete, plumbing fixtures, tubs
- Tires
- Steel
- Hazardous Materials including oil, paint, and toxic chemicals

A Notice of Violation will be issued and fines will apply for unacceptable items out on bulk day.



### For safety reasons, please:

- Remove or seal doors on all appliances such as refrigerators, freezers, washers, and dryers so that children cannot crawl inside and become trapped.
- Glass items, such as mirrors and table tops, must be broken up, secured in a box, and placed in the black garbage cart. Wear proper safety equipment, wrap glass in a blanket, break the glass, and safely place in a box.

**See pages 3-6 for your service schedule.**

## Bulk Pile Examples

Yes!



Acceptable items!

No!



Pile not curbside.



Correct location!



Too close to utility pole and fence;  
yard waste not accepted with bulk.

**REMEMBER. . . Bulk is collected the 3rd week of the month only! Check your schedule on pages 3-6 for the specific day.**



## Recycling Collection

The City provides recycling collection 1 time per week. Recycle Right by placing **ONLY** the following items in your bins:

### Blue Bin:

- Plastic Bottles and Containers - Lids on; 2 gallons or less
- Cans, Food and Beverage
- Glass Bottles and Jars - Lids off
- Cartons, Milk and Juice - Lids on
- Drink Boxes - No pouches



### Yellow Bin:

- Cardboard - Flattened and cut to 3' x 3'
- Newspapers and Inserts - No plastic bags
- Office and School Paper
- Mail
- Magazines
- Dry Food Boxes - No food stains
- Paper Bags
- Cardboard Paper Rolls
- Pizza Boxes - No food stains (remove bottoms)

***Please do not mix blue bin and yellow bin items into one container.***



**See pages 3 – 6 for your service schedule.**



## Recycling Don'ts

### Keep these items out of your bins:

- Plastic Bags and Wrap (recycle at local grocery stores)
- Foam Products
- Aluminum Foil or Pans
- Shredded Paper
- Plastic Eating Utensils or Straws
- Paper Plates
- Paper Towels or Napkins
- Coat Hangers
- Light Bulbs
- Air Filters
- Needles

These items could endanger the safety of waste workers, harm the environment, or damage the recycling center.

### When in doubt, throw it out!

Wondering if something is recyclable? Search our Is This Recyclable? database on the City website or on the Recycle Coach app.

*Did you know... Plastic bags and wrap get tangled in the recycling processing equipment and the facility must shut down several times each day so an employee can undertake the very dangerous job of cutting them out of the machinery?*



## Cardboard & Paper Drop-Off Locations



If you have large amounts of cardboard or paper to dispose of, you may want to take it to one of the several free drop off locations within the City:

- Parking Lot on the corner of North J Street and Lucerne Avenue (across from the Post Office)
- Parking Lot behind 701 Lake Avenue (on South K Street)
- Lake Worth Beach Golf Club - 17th Avenue N
- Gaslight Business District - 1937 10th Avenue N
- Lake Worth Commerce Center - 1100 Barnett Drive

Cardboard must be clean, flat, and free of packing materials. Paper must be clean and loose, not in plastic bags.

## Recycling Caddy


Many people choose to use a recycling caddy to help get recycling bins to the curb. The Solid Waste & Recycling Division prefers that residents do not leave their bins in the caddy at the curb. Instead, we encourage residents to remove the bins from the caddy, place them at the curb, then return the caddy back to your property. If you choose to leave the bins in the caddy at the curb, please understand that the City is not responsible for any damage to the cart or in the event that it is lost or stolen.



## Non-Compliance Violations

In an effort to keep the City clean and ensure compliance with Chapter 12, Health and Sanitation, of the City Code of Ordinances, employees of the Solid Waste & Recycling Division will leave Non-Compliance Notices for violations. The violations can vary from misuse of a container to illegal construction debris left at the curb. **Please note:**

- The violation notice and collection can occur on the same day.
- All fines will be added to your next utility bill.
- Fees charged are in accordance with the City of Lake Worth Beach Schedule of Fees.



**Exceeds allowed amount.**

*Did you know... The most likely reason for a violation to be issued is because the collection schedule was not followed?*

**Helpful Tip:** To avoid receiving a Non-Compliance Notice, please follow all collection guidelines and schedules. If you are unsure if you are in violation of our guidelines, contact us **PRIOR** to placing any items at the curb.



## Roll-Off Service

If you need to rent a roll-off for the collection of construction debris or for large projects such as tree removal, please contact Waste Management at 1-800-269-0073. They are the only provider authorized to provide this service within the City.

Using any other provider could result in daily fines.



## Alley Maintenance



According to Section 12-18 of the City Code of Ordinances, property owners or agents, tenants or lessees of all property improved or unimproved are responsible for maintaining one half of the alley adjacent to their property. This means property owners or agents, tenants or lessees are required to keep their one half of the alley clean and free of debris and, failure to do so, may result in Code Enforcement action and a fine.



## Home Chemical Disposal

Home chemical products can be dangerous if not properly used, stored, or disposed. When they are no longer needed, they are referred to as "Household Hazardous Waste" or HHW for short. Examples of HHW include:

- Used Oil, Filters & Antifreeze
- Pesticides
- Gas Cylinders
- Fuel & Gas
- Flares
- Mercury & Fluorescent Lights
- Paint
- Electronics
- Household & Auto Batteries
- Used Cooking Oil

Anywhere along the disposal route – from your curb to the disposal facilities – chemicals can present a threat to the public, solid waste workers, and the environment if not properly disposed. Residents are encouraged to separate HHW from their household garbage and dispose of it in an appropriate manner.

The Solid Waste Authority has Home Chemical & Recycling Centers for residents to properly dispose of HHW at no charge. The closest location for the residents of the City of Lake Worth Beach is:

- 1810 Lantana Road Lantana, FL 33462 (across from Costco)

For more information, call the Solid Waste Authority at 561-697-2700 or visit [swa.org](http://swa.org).



## Hurricane Preparedness

Hurricane season is from June 1st through November 30th every year. The best way to be prepared is to regularly maintain your yard year-round. Here are some guidelines to help you prepare ahead of hurricane season and what to expect after the storm passes.

### Pre-Hurricane Season Maintenance December Through April

All major cutting of vegetation (i.e., tree removal) should be completed long before June 1st, the beginning of hurricane season. Do all major cutting/tree removal from December 1st through April 30th, after one hurricane season ends and another starts. The City provides removal of debris from routine yard maintenance throughout the year. If you are having trees removed or doing any other major cutting, be sure to have your contractor include the price of debris removal as part of their service. The City does not remove debris from contractors.

**TIP:** Before doing major cutting or tree removal, contact the City Arborist at 561-586-7433 to make sure you are complying with City codes.

- Cut back all trees and weak branches that could contact buildings.
- Trim foliage so wind can flow freely through branches, decreasing the chance that trees/plants will be uprooted.
- Place vegetation material from routine maintenance (up to 4 cubic yards - equivalent to 2 standard size refrigerators) at the curb on your regular scheduled collection day and follow the 4/50 Rule (i.e., each piece cannot exceed 50 lbs in weight or 4 feet in length).
- Containerize small pieces of yard waste such as coconuts, pine needles, leaves, twigs, etc. in bags or your green vegetation cart and place at the curb the night before your scheduled collection day.
- Clean your yard of any items that could pose a danger to you or your neighbors in hurricane force winds, such as broken lawn furniture or old toys, and place curbside the night before your monthly bulk waste collection day.
- Download the City's Recycle Coach App and set it up to receive alerts. This will allow you to receive important messages regarding your solid waste and recycling services.

## Hurricane Preparedness

### Once a Storm has been Named

- Do not cut down trees or do major yard work.
- Do not begin construction projects that produce debris.
- Once a watch or warning has been issued, do not trim vegetation of any kind.
- Mass cutting places a tremendous burden on the collection and disposal processes and there is not enough equipment or manpower to handle the additional material before the storm makes landfall. You could put not only yourself at risk, but your neighbors as well.
- Do not take materials to the curb, transfer stations, or landfill during a watch or warning period. Services may be suspended and facilities closed early to prepare for the storm.
- Items placed curbside prior to a storm **MAY** be collected, however, residents **WILL RECEIVE A VIOLATION AND BE CHARGED ON YOUR UTILITY BILL FOR THE REMOVAL.**

### After the Storm has Passed

Please be patient. It will take several days before we can start providing collection service. Services cannot resume until the disposal facilities have re-opened.

- Keep household garbage, recycling, vegetation and/or construction storm debris in separate piles.
- The City's number one priority is the collection of household garbage.
- Securely containerize all household garbage in the black garbage cart to be placed curbside the night before your scheduled day.
- Don't place any debris near, or on, a fence, mailbox, power line equipment, poles, transformers, downed electrical wiring, water meters, fire hydrants, or storm drains.
- Be prepared to repair possible damage to swale areas from the specialized equipment used to collect storm debris.
- Contact the Solid Waste & Recycling Division Customer Service Line at 561-533-7344 with any questions. Please understand that our staff will be answering calls and checking messages as quickly as possible. If you leave a message please include your name, address, phone number, and the issue/question. Also, please mention if a return call is required.
- Look for service updates through the local media, Facebook, Instagram, and the Recycle Coach app.



## Hurricane Preparedness

Once a major storm has passed, the Solid Waste & Recycling Division's response plan includes the following tasks:

- Re-establishing normal household garbage and food waste collection is our first priority.
- It may be 3-6 weeks before the first collection of storm debris (vegetation and building material) is provided.
- Clean vegetation only will be collected on the first pass with construction debris and mixed loads (construction debris mixed with vegetation) on subsequent passes.
- Please do not call and ask that trucks be pulled from scheduled routes to pick up your own debris first. Deviation from carefully planned routes causes delays in the entire process and creates a burden to those with the greatest need.

Collecting debris following a hurricane can be an overwhelming task, but with the cooperation of our amazing community, the solid waste collection crews will be working hard to help our City recover as quickly as possible.



**STAY INFORMED**

Visit our website:  
[www.LakeWorthBeachFL.gov](http://www.LakeWorthBeachFL.gov)

Get Everbridge Alerts:  
[tinyurl.com/lakeworthbeach](http://tinyurl.com/lakeworthbeach)

Sign up for emails:  
[LakeWorthBeachFL.gov/newsletter-signup/](http://LakeWorthBeachFL.gov/newsletter-signup/)

Connect with us:

Instagram: @LakeWorthBeachPBC      Twitter: @LakeWorthBchPBC



## Frequently Asked Questions

### How do I pay for solid waste and recycling services?

Single family residents and multifamily properties with 8 or less units pay for services on their property tax bill. Multifamily properties with 9 or more units and commercial establishments pay for service on their utility bill.

### How big is 4 cubic yards?

A good estimate is the size of 2 refrigerators, or 3' high x 3' wide x 12' long.

### What if I have more than 4 cubic yards of vegetation or bulk?

You can take the waste to a disposal facility yourself or you can request the City remove it for an extra charge.

### What if my container is damaged or missing?

The City will repair or replace it free of charge. We do not replace carts because they are dirty or old.

### What should I do with the containers when I move?

The containers are the property of the City and they must remain with the house for use by the next resident. Be sure to secure them in the garage or out of sight once you vacate the property.

### Can I use my own container?

No, due to the type of collection equipment we use, we require the use of City-issued containers only.

### Can I have more than one garbage cart?

Residents are provided with one cart per legal unit.

### How do I get one of the big recycling carts on wheels?

The recycling carts are for residential properties with 4 or more units and commercial properties only.

### How do I know which Zone I live in?

You can find your Zone by using the maps provided on pages 3 - 6, by using our online map at [lakeworthbeachfl.gov](http://lakeworthbeachfl.gov), or by downloading the Recycle Coach App.

### How do I dispose of items that the City does not collect?

Search our online disposal database at [lakeworthbeachfl.gov](http://lakeworthbeachfl.gov).

### My pile of yard waste was collected, but the green cart was not. How come?

We collect the pile using one type of truck and we collect the cart using another type of truck. If this happens during regular service hours, the other truck will come by soon.

## Our Hard-Working Team in Action!





## Solid Waste & Recycling Division Stats

- We have 35 employees that drive trucks, pick up waste, answer calls/emails, manage our services, create educational materials, deliver carts, and so much more!
- Our Division has 24 trucks in our fleet.
- Employees pick up as often as 260 times per year from each house!
- From October 2020 through September 2021, we collected:
  - 34,936 tons of garbage
  - 3,542 tons of yard waste
  - 4,273 tons of bulk
  - 2,036 tons of recyclables



## Important City Phone Numbers

Solid Waste & Recycling Division .....	561-533-7344
Lake Worth Beach City Hall .....	561-586-1600
Utilities Billing & Customer Service .....	561-533-7300
Public Works Department/Streets/Grounds .....	561-586-1720
Non-Emergency Sheriff's Office (press 1) .....	561-586-1611
Code Enforcement Division .....	561-586-1652
Building Department .....	561-586-1647
System Operations After Hours .....	561-586-1695
Human Resources .....	561-586-1658
City Clerk's Office .....	561-586-1662
Finance Department .....	561-586-1654
Recreation .....	561-533-7363
Parking Administration (Beach Parking Permits) .....	561-533-7383



Printed on recycled paper



Updated: 12/2021